



District Report Card: 2017


State: Punjab	District: Mohali
Class: 5	Subject: EVS
Schools: 61	Students: 1113


Participation/Coverage


Students

GENDER 	Boys		Girls	
	Number	%	Number	%
	576	51.75	537	48.25

AREA 	Rural		Urban	
	Number	%	Number	%
	692	62.17	421	37.83

CATEGORY 	SC		ST		OBC		GEN	
	Number	%	Number	%	Number	%	Number	%
	446	40.07	2	0.18	295	26.50	370	33.24

CWSN 	LD	VI	HI	S&LD	ID	Oth
	0	27	1	4	8	15

Management 	Government		Government-aided	
	Number	%	Number	%
	1068	95.96	45	4.04

Average Performance of Students in EVS (%)

Overall	Gender		Area		Management		Social Group			
	Male	Female	Rural	Urban	Govt.	Aided	SC	ST	OBC	GEN
45.76	44.44	47.18	47.48	42.95	45.95	41.33	44.19	66.67	45.22	47.98

Performance on Learning Outcomes (LOs)

Learning Outcomes	Description	Average Performance(%)
E403	Identifies relationship with and among family members in extended family	43.92
E410	Records observations/experiences/information for objects, activities, phenomena, places visited in different ways and predicts patterns and activities/ phenomena	48.04
E501	Explains the super senses and unusual features (sight, smell, hear, sleep, sound, etc.) of animals and their responses to light, sound, food etc.	46.18
E503	Describes the interdependence among animals, plants and humans	40.34
E504	Explains the role and functions of different institutions in daily life (Bank, Panchayat, cooperatives, police station, etc.)	62.58
E505	Establishes linkages among terrain, climate, resources (food, water, shelter, livelihood) and cultural life. (e.g. life in distant/difficult areas like hot/cold deserts)	24.38
E506	Groups objects, materials, activities for features/properties such as shape, taste, color , texture, sound, traits etc.	22.60
E507	Traces the changes in practices, customs, techniques of past and present through coins, paintings, monuments, museum etc. and interacting with elders	52.45
E508	Guesses (properties, conditions of phenomena), estimates spatial quantities (distance, area, volume, weight etc.) and time in simple standard units and verifies using simple tools/set ups	44.76
E509	Records observations/experiences/information in an organized manner (e.g. in tables/ sketches/ bar graphs/ pie charts) and predicts patterns in activities/phenomena (e.g. floating, sinking, mixing, evaporation , germination , spoilage) to establish relation between cause and effect.	43.52
E510	Identifies signs, directions, location of different objects/landmarks of a locality /place visited in maps and predicts directions w.r.t. positions at different places for a location	30.67
E512	Voices opinions on issues observed/experienced and relates practices /happenings to larger issues of society	40.57
E513	Suggests ways for hygiene, health, managing waste, disaster/emergency situations and protecting/saving resources	52.94

Range of Performance of Students who Answered Correctly							
Below 30%		30% - 50%		50% - 75%		Above 75%	
Number	%	Number	%	Number	%	Number	%
278	24.98	300	26.95	423	38.01	112	10.06

Lowest Performing Learning Outcomes (LOs)

1 - Groups objects, materials, activities for features/properties such as shape, taste, color , texture, sound, traits etc. (22.60)

2 - Establishes linkages among terrain, climate, resources (food, water, shelter, livelihood) and cultural life. (e.g. life in distant/difficult areas like hot/cold deserts) (24.38)

3 - Identifies signs, directions, location of different objects/landmarks of a locality /place visited in maps and predicts directions w.r.t. positions at different places for a location (30.67)

4 - Describes the interdependence among animals, plants and humans (40.34)

5 - Voices opinions on issues observed/experienced and relates practices /happenings to larger issues of society (40.57)